

FUJIFILM X-T2 Specification

Model name	FUJIFILM X-T2
Number of effective pixels	24.3 millions pixels
Image sensor	23.6mm×15.6mm (APS-C) X-Trans CMOS III with primary color filter.
Sensor Cleaning system	Ultra Sonic Vibration
Storage media	SD Card (-2G) / SDHC Card (-32G) / SDXC Card (-256G) UHS-I / UHS-II*
File format	Still image: JPEG: Exif Ver.2.3*, RAW: 14bit RAW (RAF original format) / RAW+JPEG Movie: MOD (MPEG-4 AVC / H.264, Audio: Linear PCM / Stereo sound 48kHz sampling)
Number of recorded pixels	[L] (3:2) 6000×4000 (16:9) 6000×3376 (1:1) 4000×4000 [M] (3:2) 4240×2832 (16:9) 4240×2384 (1:1) 2832×2832 [S] (3:2) 3008×2000 (16:9) 3008×1688 (1:1) 2000×2000
Lens mount	FUJIFILM X mount
Sensitivity	Standard output: AUTO1 / AUTO2 / AUTO3 (up to ISO12800) / ISO200-12800 (1/3 step) Extended output: ISO100 / 25600 / 51200
Exposure control	TTL 256-zone metering, Multi / Spot / Average / Center Weighted
Exposure mode	P (Program AE) / A (Aperture Priority AE) / S (Shutter Speed Priority AE) / M (Manual Exposure)
Exposure compensation	-5.0EV~+5.0EV 1/3EV step (Movie: -2.0EV~+2.0EV)
Image Stabilizer	Supported with OIS type lenses
Shutter type	Focal Plane Shutter
Shutter speed	Mechanical Shutter: 4sec.-1/8000sec. (P mode), 30sec.-1/8000sec. (All modes) Bulb mode (up to 60min), TIME: 30sec.-1/8000sec. Electronic Shutter*: 30sec.-1/32000sec. (P / A / S / M modes) Bulb mode: 1sec. fixed, TIME: 30sec.-1/32000sec. Mechanical + Electronic shutter: 4sec.-1/32000sec. (P mode), 30sec.-1/32000sec. (All modes) Bulb mode (up to 60min), TIME: 30sec.-1/32000sec. Synchronized shutter speed for flash: 1/250sec. or slower
Continuous shooting	Approx. 14fps [Only Electronic Shutter] (JPEG: 42 frames Lossless compression RAW: 28 frames Uncompressed RAW: 25 frames) Approx. 11fps [with VPB-X-T2] (JPEG: 73 frames Lossless compression RAW: 30 frames Uncompressed RAW: 27 frames) Approx. 8fps (JPEG: 83 frames Lossless compression RAW: 33 frames Uncompressed RAW: 27 frames) Approx. 5fps (JPEG: endless Lossless Compression RAW: 39 frames Uncompressed RAW: 30 frames) *Recordable frames depends on recording media *Speed of continuous shooting depends on shooting environment and shooting frames
Auto bracketing	AE Bracketing (±2EV, ±5/3EV, ±4/3EV, ±1EV, ±2/3EV, ±1/3EV) Fim simulation bracketing (Any 3 types of film simulation selectable) Dynamic Range Bracketing (100%, 200%, 400%) ISO sensitivity Bracketing (±1/3EV, ±2/3EV, ±1EV) White Balance Bracketing (±1, ±2, ±3)
Focus	Mode: Single AF / Continuous AF / MF Type: Intelligent Hybrid AF (TTL contrast AF / TTL phase detection AF) AF frame selection: Single point AF: EVF / LCD: 13×7 / 25×13 (Changeable size of AF frame among 5 types) Zone AF: 3×3 / 5×5 / 7×7 from 91 areas on 13×7 grid Wide/Tracking AF: (up to 18 area) *AF-S: Wide / AF-C: Tracking
White balance	Automatic Scene recognition / Custom1-3 / Color temperature selection (2500K-10000K) / Preset: Fine, Shade, Fluorescent light (Daylight), Fluorescent light (Warm White), Fluorescent light (Cool White), Incandescent light, Underwater
Self-timer	10sec. / 2sec.
Interval timer shooting	Yes (Setting: Interval, Number of shots, Start time)

Flash modes	SYNC. MODE: 1ST CURTAIN / 2ND CURTAIN / AUTO FP(HSS) FLASH MODE: TTL (FLASH AUTO / STANDARD / SLOW SYNC.) / MANUAL / COMMANDER / OFF (When EF-X8 is set)
Hot shoe	Yes (Dedicated TTL Flash compatible)
Viewfinder	0.5 inch approx. 2.36 millions dots OLED Color Viewfinder Coverage of viewing area vs. capturing area: approx. 100% Eyepoint: approx. 23mm (from the rear end of the camera's eyepiece) Diopter adjustment: -4~+2m ⁻¹ Magnification: 0.77x with 50mm lens (35mm equivalent) at infinity and diopter set to -1.0m ⁻¹ Diagonal angle of view: approx. 38° (Horizontal angle of view: approx. 31°) Built-in eye sensor
LCD monitor	3.0 inch, aspect ratio 3:2, approx. 1.04 millions dots
Movie recording	[4K (3840×2160)] 29.97p / 25p / 24p / 23.98p 100Mbps up to approx. 10min. [Full HD (1920×1080)] 59.94p / 50p / 29.97p / 25p / 24p / 23.98p up to approx. 15min. [HD (1280×720)] 59.94p / 50p / 29.97p / 25p / 23.98p 50Mbps up to approx. 30min. *For recording movies, use a card with UHS Speed Class 3 or higher. *With Vertical Power Booster Grip attached, individual movie recording time is extended up to approx. 30min. on both 4K and Full HD mode.
Film simulation mode	15 modes (PROVIA/Standard, Velvia/Vivid, ASTIA/Soft, Classic Chrome, PRO Neg.Hi, PRO Neg.Std, Black & White, Black & White+Ye Filter, Black & White+R Filter, Black & White+G Filter, Sepia, ACROS, ACROS+Ye Filter, ACROS+R Filter, ACROS+G Filter)
Dynamic range setting	AUTO, 100%, 200%, 400% ISO restriction (DR100%: No limit, DR200%: ISO400 or more, DR400%: ISO800 or more)
Advanced filter	Toy camera, Miniature, Pop color, High-key, Low-key, Dynamic tone, Soft focus, Partial color (Red / Orange / Yellow / Green / Blue / Purple)
Wireless transmitter	Standard: IEEE802.11b/g/n (standard wireless protocol) Encryption: WEP / WPA / WPA2 mixed mode Access mode: Infrastructure
Wireless function	Geotagging, Wireless communication (Image transfer), View & Obtain images, Remote camera shooting, PC Autosave, instax printer print
Other functions	PANORAMA, AF-C CUSTOM SETTINGS, 4K MOVIE OUTPUT, SHUTTER AE, SHUTTER AF, AF-ON, Exif Print, PRINT image Matching II, Language (35 languages including JP/EN), Time difference, Exposure preview on LCD during Manual mode, EVF brightness, EVF color, LCD brightness, LCD color, Mode effect on monitor, Customize
Terminal	Digital interface: USB3.0 (High-Speed) / micro USB terminal *connectable with Remote Release RR-90 (sold separately) HDMI output: HDMI micro connector (Type D) Other: ø3.5mm, stereo mini connector (Microphone) / ø2.5mm, Remote Release Connector Hot shoe, Synchronized terminal *Mechanical release: Shutter button
Power supply	NP-W126S Li-ion battery (included)
Dimensions	(W) 132.5mm × (H) 91.8mm × (D) 49.2mm (minimum depth 35.4mm)
Weight	Approx. 507g (including battery and memory card) Approx. 457g (excluding battery and memory card)
Operation Environment	Operating Temperature: -10°C~+40°C Operating Humidity: 10%~80% (no condensation)
Battery life for still images**	Approx. 340 frames (NORMAL MODE), Approx. 1,000 frames (with VPB-X-T2) When XF35mmF1.4 R is set.
Starting up period	Approx. 0.3sec.
Accessories included	Li-ion battery NP-W126S, Battery charger BC-W126, Shoe-mount flash unit EF-X8, Shoulder strap, Body cap, Strap clip, Protective cover, Clip attaching tool, Hot shoe cover, Vertical Power Booster Grip connector cover, Sync terminal cover, Owner's manual, Warranty+D66

*1 Please see the Fujifilm website (http://www.fujifilm.com/support/digital_cameras/compatibility/card/x/) to check memory card compatibility. *2 Exif 2.3 is a digital camera file format that contains a variety of shooting information for optimal printing. *3 The Electronic Shutter may not be suitable for fast-moving objects. Flash can not be used. *4 Approximate number of frames that can be taken with a fully-charged battery based on CIPA standard.

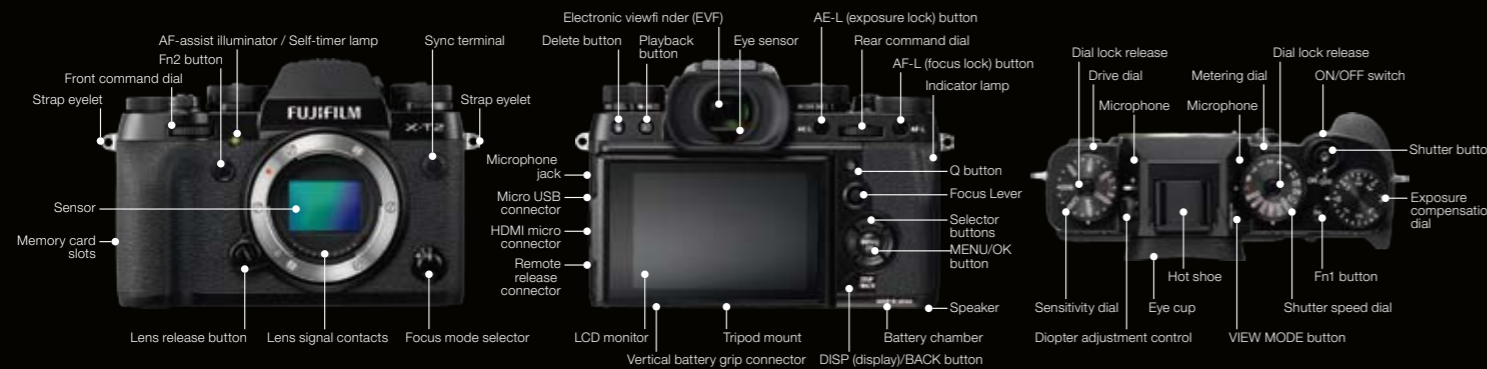
FUJIFILM

Value from Innovation

X-T2

CREATIVE PERFECTION

Parts of the Camera



<http://fujifilm-x.com/x-t2/>

To ensure correct usage, read owner's manual carefully before using your equipment.
All photos, illustrations, drawings and other images in this brochure are intended for illustrative purposes only.
DXC logo is a trademark. All other trademarks are the property of their respective holders.
SILKPIX® is a registered trademark of Ichikawa Soft Laboratory Co., Ltd. in Japan.



Specifications are subject to change without notice

For more information, please visit our website
http://www.fujifilm.com/products/digital_cameras/index.html

FUJIFILM
FUJIFILM Corporation

1/10sec. F16 ISO200,
Bryan Minear using X-T2 + XF10-24mmF4 R OIS



1/500sec. F8 ISO320,
Peter Delaney using X-T2 + XF100-400mmF4.5-5.6 R LM OIS WR





1/1000sec. F1.2 ISO200,
Ines Thomsen using X-T2 + XF56mmF1.2 R APD



1/160sec. F11 ISO200,
Natasha V using X-T2 + XF35mmF1.4 R



1/125sec. F22 ISO200,
Simone Sbaraglia using XF60mmF2.4 R Macro




X-T2: Creative Perfection

In its compact, lightweight and robust body, the X-T2 delivers everything you need. A large, high definition EVF, easy to use dials, high-speed AF, compatibility with an extensive range of high-performance interchangeable lenses, Film Simulation modes that inherit the legacy of Fujifilm colors, unparalleled image quality and outstanding 4K movie recording, made possible by the latest sensor and processing engine, It is the X series perfected.



FUJIFILM X-T2






Outstanding image quality captures
the beauty of the world around you

SENSOR / PROCESSOR

24.3MP X-Trans CMOS III Sensor

The X-T2 features a 24.3MP X-Trans CMOS III APS-C sensor for outstanding image quality. Its highly random pixel array effectively reduces moiré and false colors without the use of an optical low-pass filter. When combined with an XF lens, the sensor delivers images with a perceived resolution far greater than the number of pixels used. Other features include outstanding read speed, high-speed continuous shooting, high-precision AF tracking, highly faster liveview refresh rate and superb video recording.



Excellent image processing from X-Processor Pro

The X-Processor Pro image processing engine is approximately four times faster than the previous model. The increased built-in memory and enhanced computational power bring out the maximum capabilities of the X-Trans CMOS III sensor. It produces high quality images and improves response times for shorter delays between shots, reduced shutter-release time lag and greater AF precision. The engine also delivers faster Live View refresh rates and reduces blackout time in continuous shooting mode.



AF SPEED UP TO **0.06sec.**

SHOOTING INTERVAL **0.17sec.*1**

SHUTTER-RELEASE TIME LAG **0.045sec.*1**

START-UP TIME APPROX. **0.3sec.**

CONTINUOUS SHOOTING UP TO **14fps*2**

EVF REFRESH RATE APPROX. **100fps**

*1 When using Boost mode on the Power Booster Grip (See p.32)

*2 When using electronic shutter. Up to 11fps, when mechanical shutter is used with Boost mode on the Power Booster Grip.





To create photographs that are truly memorable they need texture, depth and atmosphere.

FILM SIMULATION

Film Simulation modes reflect Fujifilm's color philosophy created through years of photographic film manufacturing


Incorporating knowledge developed from over 80 years of photographic film manufacturing, the X-T2's Film Simulation modes allow you to enjoy different color tones and rich gradations as if actually swapping films. A total of 15 modes are available, including PROVIA and Velvia to reproduce vibrant colors, plus ACROS for fine-detailed monochrome images. The Grain Effect function can be combined with all Film Simulation modes to add a textured look and deliver a greater range of artistic effects.



PROVIA / STANDARD



Velvia / VIVID



ASTIA / SOFT



CLASSIC CHROME




PRO Neg. Hi



PRO Neg. Std



ACROS (+Ye / R / G Filter)



MONOCHROME (+Ye / R / G Filter)



SEPIA



1/250sec. F1.2 ISO400 ACROS, XF56mmF1.2 R Bert Stephani






Precisely capturing the subject

FOCUSING

Larger high-speed and high-precision phase detection AF area coupled with performance improvements

AF performance has been improved in a number of key areas. The fast and accurate phase detection AF now covers a larger part of the frame and has been optimized in the area where users are most likely to position the main subject. At the same time, the X-T2 boasts significant focusing improvements on small highlights, low contrast subjects and subjects with fine textures, which have previously caused problems for focal plane phase detection AF. Contrast detection AF, which excels in low light conditions, has also received a performance boost, with the ability to accurately focus in light levels as low as -3EV. The camera also refocuses more regularly during the slow burst mode in AF-C.



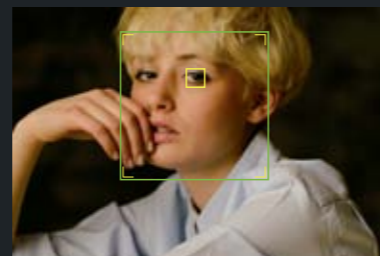
The phase detection area has been expanded by approx. 230% compared to previous models, with the number of focus points increasing from 49 to 91 (up to 325). The camera also activates phase detection AF more frequently to take advantage of its AF speed and accuracy in a greater variety of situations.



The AF algorithm has been improved to boost the camera's ability to capture subjects that have previously caused problems for phase detection AF. Subjects with delicate textures, such as bird feathers, can now be focused on quickly and precisely.

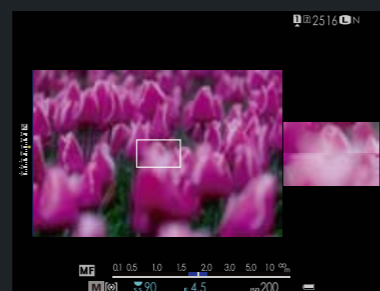
Eye Detection AF automatically detects human eyes

Choose Face Detection to automatically detect human faces, or turn on Eye Detection AF to automatically detect and accurately focus on human eyes for successful portraits with a shallow depth of field. You can also define the area of priority focus, for example right or left eye, or the eye closer to the camera. These functions have been upgraded for improved accuracy to a level that will impress professional photographers. They are particularly effective when shooting with the 56mm / 56mmAPD or 90mm lenses.



Pinpoint accurate focusing in MF mode

The X-T2 has a variety of functions that assist pinpoint focusing in the MF mode. Set the Focus Mode Lever to MF and rotate the focus ring to access a variety of MF Assist functions. These include Focus Peaking, in which color is used to show the parts of the image that are in focus, and Digital Split Image, where focus is achieved by lining up the split image strips in the center. These features are particularly useful in macro photography and portraiture, which involve a shallow depth of field and require focusing precision.



From still lifes to moving objects - everything is covered

AF MODES

Choose from 6 different AF modes

AF-S + SINGLE POINT




Highly precise pin-point focusing. Choose one of 91 focusing points. The focus area can be also one of five different sizes.

AF-S + ZONE



Useful for slower-moving subjects that are difficult to focus on using the Single Point mode. The focus area can be either 3x3, 5x5 or 7x7 points. The central area delivers extra-fast focusing.

AF-S + WIDE/TRACKING



The camera automatically selects multiple zones and focuses on the subject. This is suitable when shooting a subject with unpredictable movements or multiple moving subjects.

AF-C + SINGLE POINT




Ideal for a subject moving toward the camera or in a specific direction. You can choose one of 91 focusing points. The focus area can be also one of five different sizes.

AF-C + ZONE



Perfect for a moving subject that is difficult to track with a single focusing point. Keep the subject within the chosen focusing area to maintain focus. Using the phase detection AF area offers extra-fast focusing.

AF-C + WIDE/TRACKING



Track a subject that moves dynamically across the frame. You set the starting position, then the camera follows the subject. This mode is suitable when shooting a pre-composed frame on a tripod.

Focus Lever to instantly change the focusing point

The focus area can be changed in eight directions using the X-T2's joystick-like Focus Lever: up/down, right/left and diagonally. This allows users to make quick changes to the focus area for accurate focusing after composing an image. This feature is useful not only to shift the AF points during autofocus, but also to quickly choose the area to be enlarged in MF Assist mode during manual focusing.

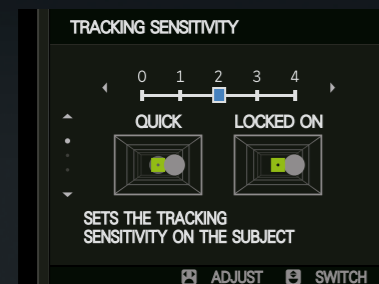


A new AF brain to capture the decisive moment every time

AF-C CUSTOM SETTINGS

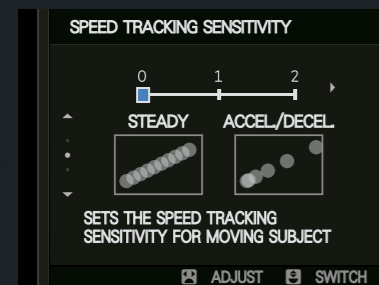
Three parameters controlling AF-C

Fujifilm has substantially improved the AF-C algorithm to boost the accuracy of the X-T2's ability to track moving subjects. You can now fine tune how the camera reacts to the way the subject moves within the frame, how fast the subject moves and where in the frame the camera prioritises focus. The five presets in the AF-C Custom Settings represent combinations of these three factors.



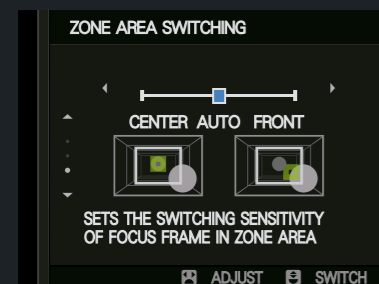
Tracking Sensitivity

This setting allows you to specify whether the camera should switch its focus to a different subject or retain its focus to wait for the subject to reappear. This control is useful when the object you are tracking disappears behind an obstacle, goes out of the frame or when a second object at a substantially different distance from the subject comes into the frame. Selecting 0 makes the camera switch its focus immediately, while choosing 1-4 progressively lengthens the time it will retain focus.



Speed Tracking Sensitivity

This setting defines the camera's tracking characteristics based on changes to the subject's speed. Selecting 0 (constant speed), the camera does not consider change of speed when predicting subject movements. Choose 2 (variable speed) and the camera takes speed changes into account when predicting subject movement, making it suitable for accelerating or decelerating subjects.



Zone area Switching

This setting is available only in the Zone AF mode, and allows you to specify which part of the selected focusing zone should be given focusing priority. Select CENTER to maintain focus in the center of the frame, or FRONT to switch the focus to a subject at the front of frame when the original subject moves out of shot. AUTO tracks the subject you first focused on.

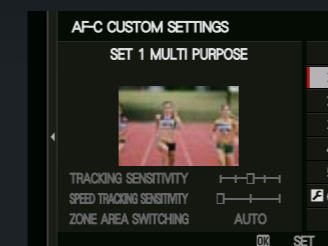
Use a setting to match the subject's movements for perfect tracking

AF-C CUSTOM SETTINGS

AF-C Custom Settings

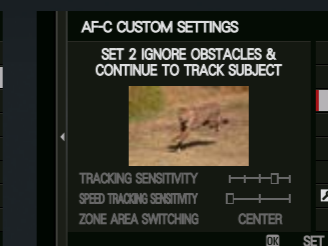
The AF-C Custom Setting allows you to select one of five AF presets according to the subject's movements to obtain perfect focus tracking. Based on how the subject moves, you can select a preset from, for example, Preset 2: Ignoring obstacles, Preset 3: For subjects that accelerate / decelerate, Preset 4: For subjects that suddenly come into the frame or Preset 5: Subjects with erratic movements to obtain optimum settings for accurate subject tracking. A combination of three factors: Tracking sensitivity, Speed tracking sensitivity and Zone area switching, may be manually set and registered as Preset 6: Custom.

Preset 1: Basic



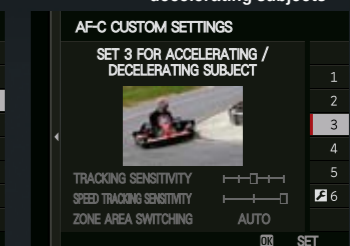
This is a standard setting for moving subjects in general. It is used by default when there is no specific AF-C Custom Setting selected. This is closest to the AF-C setting on previous models.

Preset 2: Ignoring obstacles



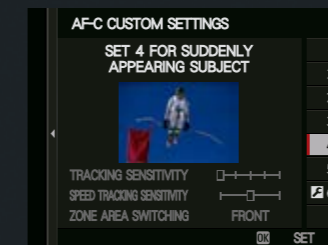
Suitable when objects other than the subject enter the focusing area due to the subject going out of the frame or obstacles obscuring the subject.

Preset 3: Accelerating / decelerating subjects



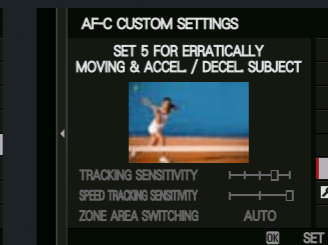
The perfect setting for subjects whose speed of movement changes significantly. It is particularly effective when using a lens featuring a linear motor for high-speed focus tracking.

Preset 4: For subjects that suddenly come into the frame



Allows the camera to instantly focus on a subject that comes into the focusing area, with priority given to objects closest to the camera. It is ideal for subjects that suddenly appear in the focusing frame.

Preset 5: Erratically moving subjects



This is suitable when subjects are moving at varying speeds in different directions, coming in and out of the focusing area. It is perfect for shooting field sports, etc.

Preset 6: Custom



Manually create a preset optimized for the specific movement characteristics of your subject. You can adjust subject retention level, acceleration / deceleration level and zone area priority to your preference, then save them using this preset.



Get back to basics by shooting through the viewfinder

VIEWFINDER

High-resolution Real Time Viewfinder with a 0.77x magnification ratio

The 2.36-million-dot high-resolution organic EL electronic viewfinder has a magnification ratio of 0.77x, a horizontal viewing angle of 31 degrees, and a display time lag of just 0.005 seconds. The viewfinder, which is 2 times brighter than the previous model, also features an automatic brightness adjustment function so it's easy to see in all conditions - even intense backlighting. It completely eliminates moiré or false colors, and boasts performance comparable to an optical viewfinder, but with the added advantage of displaying a live view that reflects exposure settings.



Up to approx. 100fps EVF refresh rate for a clear display even in low light

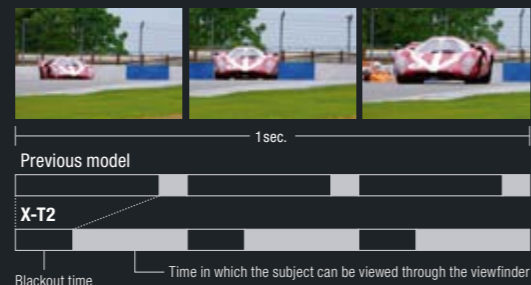
As standard the EVF refreshes at a rate of approx. 60fps, but in Boost mode this jumps to approx. 100fps, which continuously displays even fast-moving subjects smoothly to deliver a performance comparable to that of an optical viewfinder. The fast refresh rate is maintained even in low light for easy framing during night shooting.





Continuous shooting of 11fps and minimal viewfinder blackout time


Continuous shooting performance has also been improved, enabling up to 11fps when using the mechanical shutter* and 5fps in the Live View mode. The viewfinder blackout time is now less than half that of the previous model. This means that you can track a fast-moving subject more easily for an extended period of time during continuous shooting. The combination of advanced continuous shooting options and EVF performance deliver continuous AF-C shooting never previously thought possible with mirrorless cameras.

Difference in blackout times between previous model and X-T2



*When using Boost mode on the Power Booster Grip (See p.32)





For photographers who demand precise operation in all conditions

BODY

Solid body with resistance to dust, moisture and low temperatures

The X-T2's body is made of magnesium alloy. Despite being compact and lightweight, it is both solid and highly durable. The body is also weather-sealed in 63 points to achieve a high level of resistance to dust and moisture. Couple this with its ability to work in temperatures down to -10°C and you'll see the camera is ready for anything. Similar weather-sealing is applied to the dust-resistant and water-resistant lenses and the Power Booster Grip to provide weather resistance across the entire system.



Dual SD card slots

The body features dual slots to accommodate two SD cards for highly reliable data storage. Both Slot 1 and Slot 2 are compatible with UHS-II standards for excellent write speeds. You can use the slots for sequential recording, backup, sorting to record RAW files in Slot 1 and JPEG files in Slot 2, or assign one of the slots for video storage.



Exceptionally balanced for a comfortable and reliable grip

The X-T1's grip has been further developed and now offers even greater comfort on the X-T2 thanks to a larger area set aside as a thumb rest. Locking mechanisms have also been introduced for the SD Card Cover and Battery Cover.



Three-direction tilting LCD screen

The X-T2 features a premium LCD screen that can tilt in three directions. Tilt it up and down when shooting in landscape, and upward when shooting in portrait. The screen remains positioned on the optical axis of the lens for easier high-angle and low-angle shooting. The 3-inch LCD has 1.04 million dots and uses toughened glass. When not tilted, it fits flush to the body.






Dial-based operation means you're better prepared for any photo opportunities

CONTROL

Lockable dials deliver quick and simple handling

Key exposure controls are dial-based, such as setting the shutter speed, ISO sensitivity, exposure compensation, Drive Mode and Metering Mode. This means settings can easily be changed, even when the camera is turned off. Selected controls also feature lock and release buttons to enhance overall operation.




Exposure Compensation Dial with the C position

The frequently-used exposure compensation function can be operated using the top-plate dial for adjustments in 1/3 increments up to $\pm 3EV$. Select the C position for exposure compensation of up to $\pm 5EV$ using the camera's Command Dial. When using the Power Booster Grip featuring the Command Dial, select the C position to access exposure compensation with the camera held in the portrait orientation.



Highly-durable focal plane shutter with a maximum speed of 1/8000 sec.

The X-T2 features a focal plane shutter with a maximum speed of 1/8000 sec, flash sync speed of 1/250 sec and durability of 150,000 shots. It also supports an ultra-fast, silent-operating electronic shutter with a maximum speed of 1/32,000 sec that allows you to shoot at wide apertures, even in bright sunlight.



High performance lenses are essential for achieving optimum image quality

FUJINON LENS

XF10-24mmF4 R OIS

Wide-angle zoom covering the focal lengths from the 15mm equivalent (ultra-wide angle) to 36mm equivalent (standard), and featuring optical image stabilization with a stepping motor, making it suitable for video recording.



XF50-140mmF2.8 R LM OIS WR

Zoom lens offering the equivalent to a 76-213mm and with a fast aperture of F2.8 across its focal range. The lens features powerful image stabilization and is resistant to dust, water and low temperatures, making it perfect for outdoor shoots even in bad weather.



XF16-55mmF2.8 R LM WR

A premium lens that combines the convenience of a zoom with image quality on par with prime lenses. It features a maximum aperture of F2.8 across its zoom range.



XF100-400mmF4.5-5.6 R LM OIS WR

Ultra-telephoto zoom covering a 152-609mm equivalent focal range. It features powerful image stabilization and resistance to dust, water and low temperatures.



*35mm format equivalent

X MOUNT LENS

SINGLE FOCAL LENGTH LENSES

XF14mmF2.8 R

Delivers edge-to-edge sharpness with minimal distortion

XF16mmF1.4 R WR

Dust and water-resistant design broadens the applications of this fast aperture lens

XF18mmF2 R

Compact pancake lens that you can keep with you at all times

XF23mmF1.4 R

Combines creamy bokeh with a natural angle of view

XF27mmF2.8

Lightest lens in the series, perfect for everyday use

XF35mmF1.4 R

Standard lens that is tack sharp even at its widest aperture

XF35mmF2 R WR

Stylish and lightweight standard lens



MACRO EXTENSION TUBE (11mm / 16mm)

Add to your existing lenses for close-up shots

SINGLE FOCAL LENGTH LENSES

XF56mmF1.2 R

Laser sharp focus while producing beautiful bokeh

XF56mmF1.2 R APD

Creamy bokeh produced by the APD filter

XF60mmF2.4 R Macro

Delivers the highest level of image sharpness in the series

XF90mmF2 R LM WR

Portrait lens with exceptional bokeh at its widest apertures

XF10-24mmF4 R OIS

Zoom lens with the constant aperture of F4, making it ideal for indoor shots

XF16-55mmF2.8 R LM WR

Zoom lens with an F2.8 aperture throughout the range for ultimate creativity

XF18-55mmF2.8-4 R LM OIS

Lightweight and compact zoom for mobility



TELECONVERTER (1.4x / 2x)

Enhance the reach of selected XF lenses

ZOOM LENSES

XF18-135mmF3.5-5.6 R LM OIS WR

All-weather zoom that's suitable for a wide range of subjects

XF50-140mmF2.8 R LM OIS WR

Ultimate telephoto zoom designed for maximum creativity

XF55-200mmF3.5-4.8 R LM OIS

Smaller and lighter telephoto zoom to take anywhere and everywhere

XF100-400mmF4.5-5.6 R LM OIS WR

Ultra-telephoto zoom with five-stop image stabilization for confident hand-held shots

XO LENSES

XC16-50mmF3.5-5.6 OIS II

Well-priced standard zoom with excellent performance

XC50-230mmF4.5-6.7 OIS II

4.6x zoom covering a wide range of shooting options



M MOUNT ADAPTER

Converts M Mount lenses to the X Mount

New features on the X-T2 that meet the exacting requirements of professional photographers

PROFESSIONAL SHOOTING



Tethering

Install the Tether Shooting Plug-in for Adobe® Photoshop® Lightroom® / Tether Shooting Plug-in Pro for Adobe® Photoshop® Lightroom® to tether the X-T2 to a Mac or Windows computer for remote shooting. You can automatically transfer and save images on the computer, and shoot while checking Live View images (Pro version only).

* Remote shooting with USB and Wi-Fi connectivity will be supported in a future firmware update.



FP (High Speed Sync) compatible lighting system supporting multiple wireless flashes

The all-new EF-X500 flash, with a powerful guide number of 50, can be used as a wireless master/remote unit, capable of creating a multiple-flash lighting setup. It also supports FP (High Speed Sync) to produce vibrant images at a higher shutter speeds, or artistic images with beautiful bokeh at wider apertures.



High quality video recording

VIDEO SHOOTING



Outstanding 4K high-definition video

The X-T2 captures approx. 1.8x the required number of pixels for 4K video (4K / 30p, 25p, 24p) and 2.4x the required data for full HD video (1080 / 60p, 50p, 30p, 25p, 24p) to deliver superior movie quality free from moiré or artifacts. It also supports the high bit rate of 100Mbps.



Film Simulation on video recording

Film Simulation modes are available during video recording. Movie shooters can enjoy extra creativity, without the need for lengthy post-production, including monochrome video in ACROS and documentary-themed tones in Classic Chrome. You can also change settings such as aperture, shutter speed and exposure compensation while recording video.




In the Velvia mode



In the ACROS mode

Simultaneous HDMI output to an external monitor

Video can be output via HDMI during recording, allowing you to simultaneously check footage on the camera's LCD monitor or EVF and an external monitor. The data can even be recorded onto an external recorder as you film in the uncompressed format. As for 4K movie, you can choose log gamma "F-Log" to record a wider dynamic range than normal video mode.



Simultaneous HDMI output

Grip specifically designed for the X-T2 to bring out the camera's maximum potential

VERTICAL POWER BOOSTER GRIP



Vertical Power Booster Grip

The Vertical Power Booster Grip VPB-X-T2 can fit two batteries to boost the maximum number of shots per charge to approx. 1,000. It not only lets you hold the camera vertically more confidently, but also features a shutter release button, Q button, focus lever, command dials, AE-L button and more to maintain the same level of excellent operability during shooting. The grip features a tripod mounting socket in line with the camera's optical axis, and is resistant to dust and moisture. The grip itself has battery-charging functionality, and is capable of fully charging two batteries in two hours.



Boost mode enhances performance

The X-T2 is the first camera to feature the Boost mode, improving AF speed and EVF refresh rate. When fitted with the grip, the camera uses multiple batteries simultaneously to improve its performance on various aspects in the Boost mode, including continuous shooting, shooting interval, shutter release time lag and blackout time.

SHOOTING INTERVAL $0.19\text{sec.} \gg$
0.17sec.

SHUTTER-RELEASE TIME LAG $0.05\text{sec.} \gg$
0.045sec.

HIGH-SPEED CONTINUOUS SHOOTING $8\text{fps} \gg$
11fps

Performance when BOOST mode is activated

Extensive range of accessories for the X-T2

SYSTEM CHART

